


How to Create your Cell Game

How to Create your Cell Game in 4 main steps:


1. Login
2. Create a room
3. Add questions
4. Play!



Login with




1. Visit the Cell website by entering www.the-cell-game.com.



Login with



2. Login Cell game from one of the provided options.



3. Click on the teacher icon to enter the game as a teacher.

Welcome to
Instructor's Dashboard

Jackwong

.....

Switch
to
Register

Login

4. Then login to the Question Bank if you have an existing account; if not, you can register one in here.

Instructor's Dashboard




My Games

Create Game

5. You are successfully logged-in when you see this page.

Instructor's Dashboard



My Games **Create Game**

Room Name

Room Size

Enable Password:

6. Click on the "Create Game" tab to create a game

Instructor's Dashboard



For example, I want to have a 10 minutes play for 13 players, then I will choose 15 x 15 room size.

My Games Create Game

Room Name

My Demo Room

Room Size

Tiles: 15x15, Best for: 10-15 people (quickplay)

Tiles: 10x10, Best for: 1-10 people (quickplay)

Tiles: 15x15, Best for: 10-15 people (quickplay)

Tiles: 20x20, Best for: 15-20 people (quickplay)

Tiles: 25x25, Best for: 1-30 people

Tiles: 50x50, Best for: 30-70 people

Tiles: 75x75, Best for: 70-100 people

Tiles: 100x100, Best for: 100-150 people

Create my Room

7. Select your room size based on the number of players/students you have.

Instructor's Dashboard



My Games Create Game

Room Name

My Demo Room

Room Size

Tiles: 15x15, Best for: 10-15 people (quickplay)

Enable Password:

....|

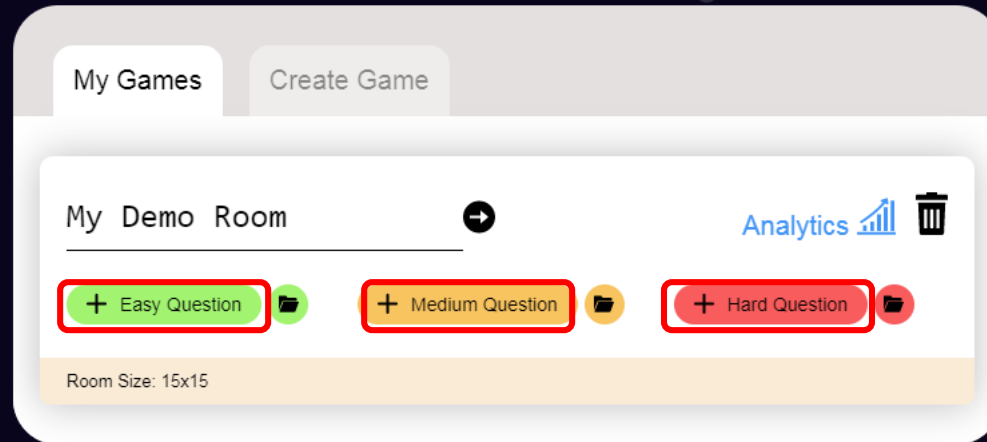
Create My Room

8. The room has an optional password feature. Just click the checked circular icon and enter your password in the blank field. Adding a password will allow only the players you want to enter the room. Once you are done with the room setting, click on “Create My Room”.

Instructor's Dashboard



You still can rename you room in here. The name is important, player only can find your room by your room name, so please remember to rename it.



For example, I want to add a easy question, then click on the easy section.

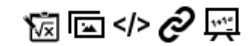
9. Adding questions to the game is necessary, because the game cannot start without a question. Based on your own subject, enter the question into three different levels of difficulty (Easy/Medium/Hard). Each difficulty level must contain at least one question.

Question Builder

Go Back

Question Title: Question

Question:




1+1=?|

Choose Answer Type


Multiple Answer MC Single Answer MC Text Answer Math Equation Doodle

Ranged Value Answer Open Ended Question / Survey


Finished, Go Back




10. First, type your question in the blank field. There are a set of tools that can help you create your question. Then choose your question type.

 **Draw Equation**


A draw board that can support user to draw out all kinds of math equation

 **Insert Images**


Let user insert image to the question by uploading image from local or pick from gallery

 **Insert Codes**

Let user insert Javacodes to do customization for the question

 **Insert Image Link**

Insert an image to the question by URL

 **Sample Math Latex**






Provided sample format as referenece

• Choice C
 Is a correct answer?

Click the check box for the correct answer.






2

Explanation for this choice, i.e.) why is this right / wrong






• Choice D
 Is a correct answer?

This is optional, if you don't want to explain, just leave it as blank.


    

3

Explanation for this choice, i.e.) why is this right / wrong

Data Saved to Cloud....



11. For example, this question is “single answer MC”, which requires you to type in the answer for each choice. You also can add or remove a choice.

For more information about different question types, please visit the link below:

<http://palms.polyu.edu.hk/educational-apps/question-bank/>



If you want to have other question types instead of “single answer MC” for this question, you always can choose it again.




Once you are finished editing the question, click on “Finished, Go Back” button in the bottom.

Instructor's Dashboard



My Games Create Game

My Demo Room Analytics  

+ Easy Question  + Medium Question  + Hard Question 

Room Size: 15x15

12. You can manage your questions in the associated question folder.

Go Back

Question List: -Lhd_QfieCjjElxKmLnH-easy

Title

Submit

1. Download Question Template

Please download template and then copy question and answer into the template.

2. Import from template

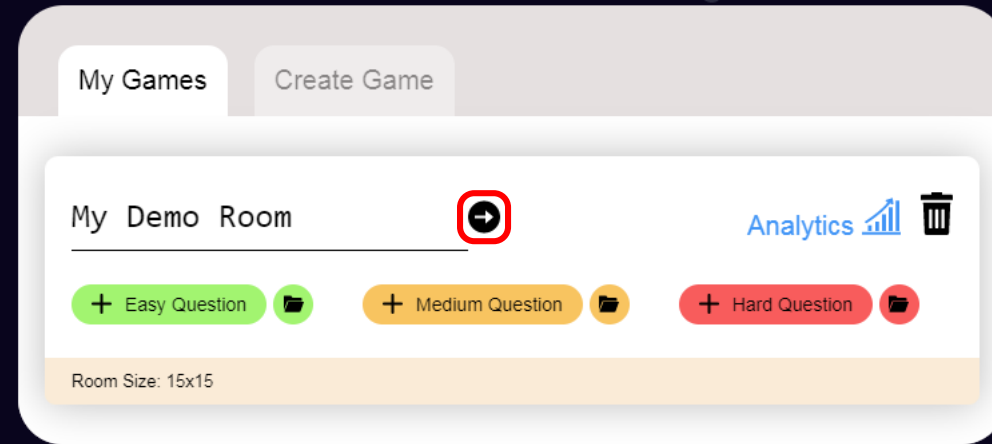
Manage Question

Saved to cloud...


Edit	Title	Operations
Edit Try	1+1=?	Remove

13. In the folder, you can edit your question again, or remove it. Also, there is an excel template for multiple choice questions, which can help you easily import batches of multiple choice questions into the game in one go.

Instructor's Dashboard



14. Once each question folder has at least one question, the game is ready to play. You can click on “Enter” icon circled in red to test it.



In game testing





Question

1+1=?

- A B C D
0 1 2 3

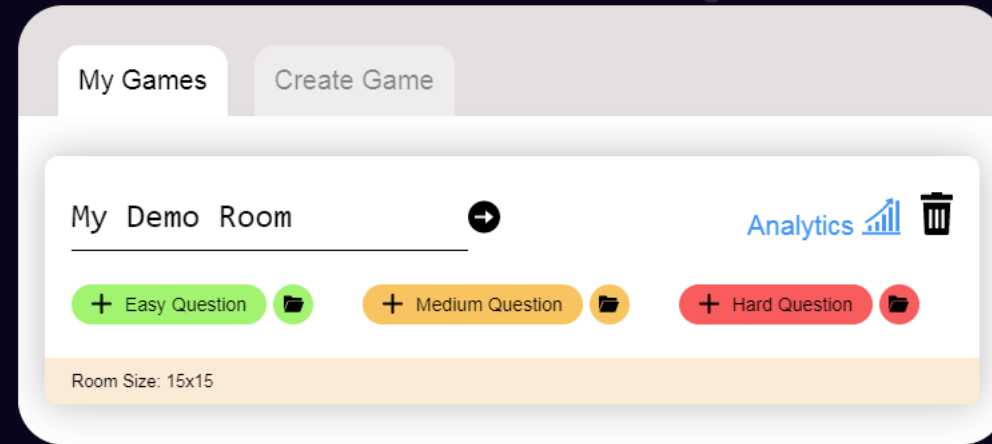
Submit My Answer



In game testing

Chat

Instructor's Dashboard



15. Congratulations! You have created your own Cell game! All you have to do is add more questions to make your room become more challenging and interesting.