

# **Question Bank Guide Book**

How to create your own Question Bank

### Login Form

Username

Password

Log in

Register

### Register Account

Username

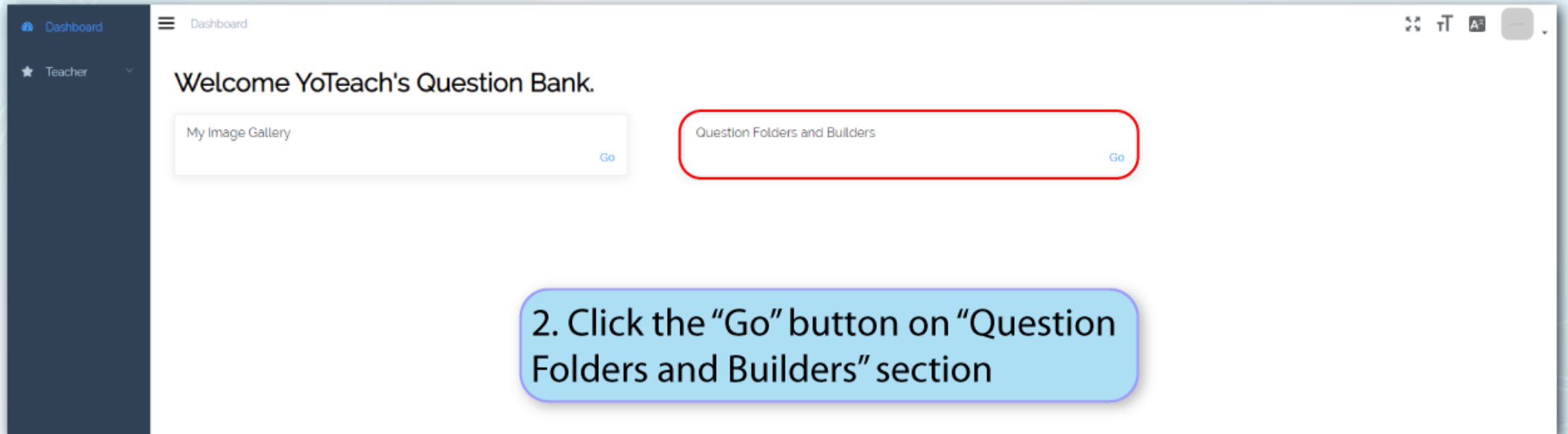
Password

Register

Log in

1. Login or Register to Question Bank

"My Image Gallery" section allows users upload images from local and use it in the question.



The screenshot shows the YoTeach Question Bank dashboard. On the left is a dark sidebar with 'Dashboard' and 'Teacher' options. The main content area has a header 'Welcome YoTeach's Question Bank.' Below it are two search filters: 'My Image Gallery' and 'Question Folders and Builders', each with a 'Go' button. The 'Question Folders and Builders' filter and its 'Go' button are highlighted with a red border. In the bottom right corner, there are window control icons (maximize, refresh, search, and close).

2. Click the "Go" button on "Question Folders and Builders" section

## Add Question Folder

Title Description IDs Submit 

Give this folder a name and description that is easy for you to recognize

Folder **MUST** have a ID (whatever you want), so the "Cell" can find and link to this folder.

## Manage Question Folders

Saved to cloud..

Operations	Title	Description	IDs
No Data			

3. Create a folder to hold your questions

Dashboard / Teacher / Quiz Folders

## Add Question Folder

Title:

Description:

IDs:

Submit:

## Manage Question Folders

Saved to cloud..

Type to search title

Operations	Title	Description	IDs
<a href="#">View</a> <a href="#">Remove</a>	<input type="text" value="Shapes"/>	<input type="text" value="Question about shapes, easy level"/>	<input type="button" value="IQ question x"/> <input type="button" value="+"/>

You still can edit the folder information by clicking on highlighted area or "+" button in the list.

4. Once you are done, click on the blue button, and you will see the folder in the list below. Click on the "View" button will lead you to the question list page

Dashboard / Teacher / Question List

Go Back to Folder List

### Question List: Shapes

Title

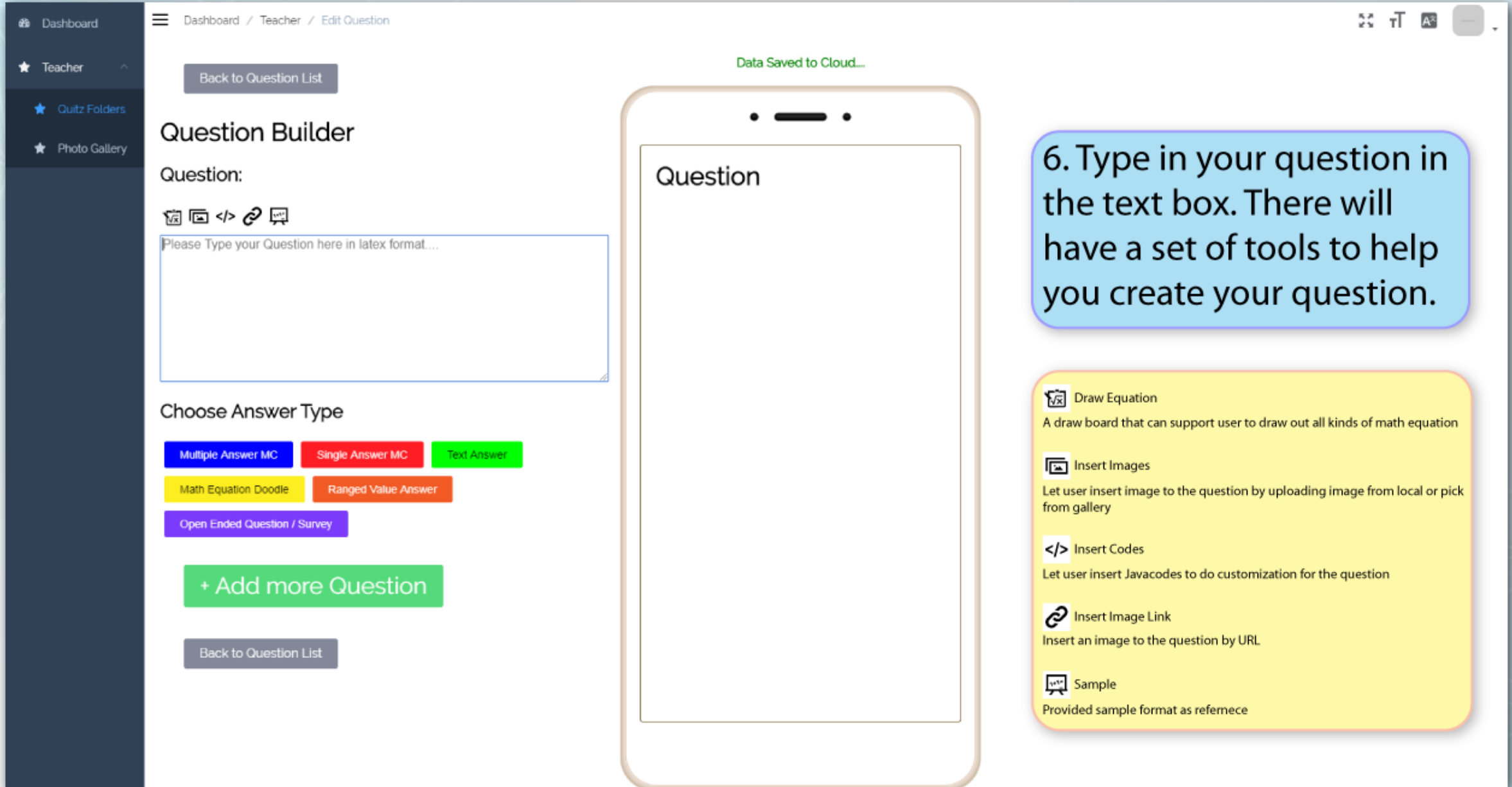
Submit

### Manage Question

Saved to cloud..

Title	Operations
<input type="text" value="Question 1"/>	<a href="#">Edit</a> <a href="#">Try</a> <a href="#">Remove</a>

5. Give your question a title or just leave it as default. Then click "Add Question"



Data Saved to Cloud...

Back to Question List

## Question Builder

Question:



Please Type your Question here in latex format....

### Choose Answer Type

- Multiple Answer MC
- Single Answer MC
- Text Answer
- Math Equation Doodle
- Ranged Value Answer
- Open Ended Question / Survey

+ Add more Question

Back to Question List

Question

6. Type in your question in the text box. There will have a set of tools to help you create your question.

- Draw Equation  
A draw board that can support user to draw out all kinds of math equation
- Insert Images  
Let user insert image to the question by uploading image from local or pick from gallery
- Insert Codes  
Let user insert Javacodes to do customization for the question
- Insert Image Link  
Insert an image to the question by URL
- Sample  
Provided sample format as referenece

Back to Question List

## Question Builder

Question:



```
How many triangles in this picture?  
<div class="yo-latex-image-center" style="display: flex; justify-content: center; flex-wrap: wrap;">  
  <div class="yo-latex-image-wrap">  
      
  </div>  
</div>
```

### Choose Answer Type

Multiple Answer MC

Single Answer MC

Text Answer

Math Equation Doodle

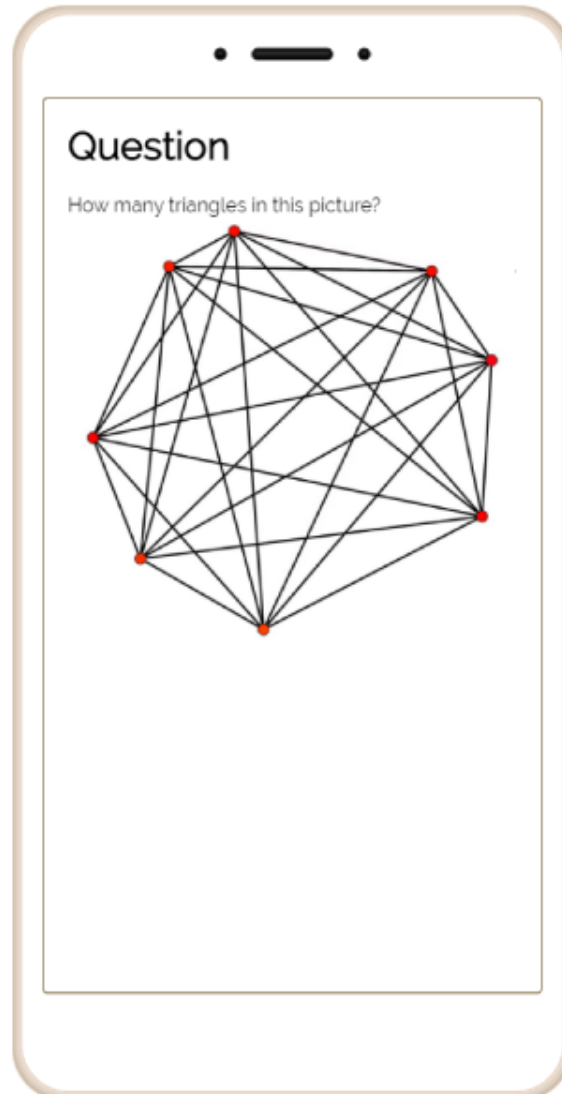
Ranged Value Answer

Open Ended Question / Survey

+ Add more Question

Back to Question List

Data Saved to Cloud...



7. Choose your answer type (How do you want your student answer this question)



If you want to change a answer type, you can click on the red button and choose for another one

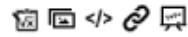
Remember to check the check box for the correct answer

You also can click on the bottom red button to remove a choice or add a choice by the blue one

### Single Answer MC ✕

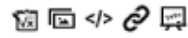
Data Saved to Cloud...

- Choice A  
 Is a correct answer?



623

- Choice B  
 Is a correct answer?



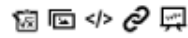
636

- Choice C  
 Is a correct answer?



644

- Choice D  
 Is a correct answer?



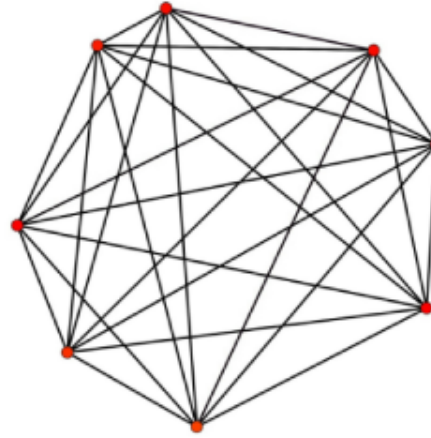
680

Remove Choice

- Add a Choice

### Question

How many triangles in this pictures?



### Single Answer MC

- A  
623
- B  
636
- C  
644
- D  
680

8. Type in your answers for the question

You can add more question to this folder by clicking the green button, or return to the question list by clicking the grey one

623

Choice B  
 Is a correct answer?

636

Choice C  
 Is a correct answer?

644

Choice D  
 Is a correct answer?

680

Remove Choice

Add a Choice

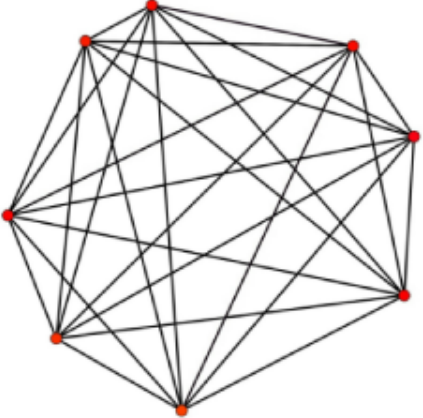
+ Add more Question

Back to Question List

Data Saved to Cloud...

Question

How many triangles in this pictures?



Single Answer MC

- A  
623
- B  
636
- C  
644
- D  
680

9. Once you are done, the system will auto-save your question.

Dashboard / Teacher / Question List

Go Back to Folder List

### Question List: Shapes

Title

Submit

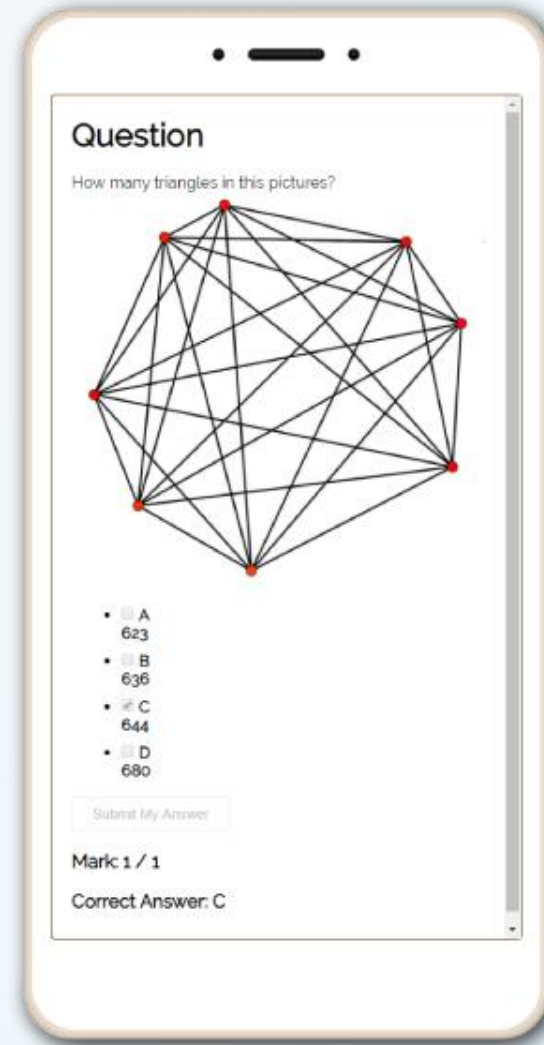
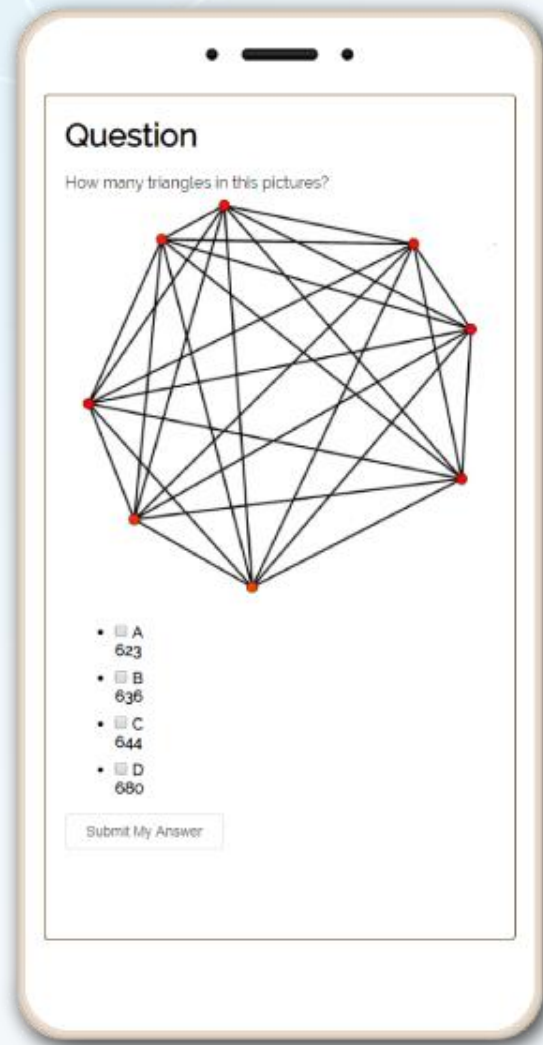
### Manage Question

Saved to cloud...

Type to search title

Title	Operations
Question 2	<a href="#">Edit</a> <a href="#">Try</a> <a href="#">Remove</a>
Question 1	<a href="#">Edit</a> <a href="#">Try</a> <a href="#">Remove</a>

10. Click on the "Try" button, to test the question you just made



11. Test and see if there any problem